

Animal Scramble

Baby to Adult

Kindergarten Core: Standard 3 Objective 2

Describe how young animals are different from adult animals; observe and imitate the sounds and movements of animals with songs, dances, and storytelling.

Objectives: See differences in ways adult and baby animals move.

Materials: Index cards for whole class with pictures of either an animal baby or an animal adult.



Procedure:

1. Divide class into half
2. One half of the class gets index cards with an animal baby picture on it; the other half has the matching adult animal on their card.
3. Then, the “animals” all act out their part (caterpillars crawl slowly, and butterflies fly) and try to find their baby or parent.

Animal Matches to Use:


- Caterpillar—Butterfly
- Chick—Chicken
- Tadpole—Frog
- Joey—Kangaroo
- Foal—horse
- Maggot—Fly
- Grasshopper nymph—Grasshopper
- Penguin chick—Penguin
- Rhinoceros calf—Rhinoceros
- Chimpanzee baby—Chimpanzee
- Panda Baby—Panda

Pictures to Use:





Chick



Chicken



Tadpole



Frog



Kangaroo
Joey






Red
Kangaroo



Foal



Horse





Baby
Chimpanzee



Chimpanzee



Baby Panda



Panda



Baby Leatherback Turtle



Leatherback Turtle



Baby Harp
Seal



Harp Seal